

[UMassOnline](#) > UMassOnline | Boston Login Page

UMass Boston

Login Page

Login to Blackboard Vista 8 at UMass Boston

1. [Create my password profile.](#)
2. [Reset my password.](#)
3. [Check my browser.](#) Learn more about [supported browsers.](#)
4. Enter your UMass Boston email username and password below:

Example: firstname.lastnameXXX

Username @umb.edu

Password

Login

Login to Blackboard Learn 9 at UMass Boston

Those who have courses taught in Blackboard Learn 9.1 (new)

Please login at:

<https://umb.umassonline.net>

with your UMB email credentials.

You'll receive additional information in your UMB email.

Login

Ignore Browser Check!

Newer versions of browsers and Java will trigger a “false positive” on this check.

Contact a support staff person BEFORE making any system changes based on its recommendations.

Learning System Browser Checker - Windows Internet Explorer

https://learning.umassonline.net/webct/browserchecker.dowebct?checkType=auto&jvm

[Close this window](#)


Blackboard Learning System - Vista Enterprise License (Release Vista 8.0.6) [18.0.6.116]


Browser Check Results


This browser check will ensure your browser is configured so the complete functionality of this application is available to you. For each area checked, mandatory or recommended changes are indicated.


For more information, see the [Browser Tune-up Page](#).

Errors were detected. Please scroll down to see the errors in your browser configuration.

 **Browser Check**
This browser is validated for use with the Learning System.
It appears that you are using **Microsoft® Internet Explorer 8.0** browser.

 **Cookies Check**
Cookies are enabled.
The Learning System uses a cookie to keep track of your current session. You must have cookies enabled so we can maintain your current state as you navigate through the application.

 **Javascript Check**
Javascript is enabled.
Almost every part of the Learning System relies on Javascript for the ability to generate interactive web pages. You must have Javascript enabled.

 **Pop-up Blocker Check**
Pop-up blocker is turned off.

Internet | Protected Mode: On 100%

Find your class

Click the link to go to the main class page.

Blackboard Learning System

UMassOnline
UMASS UMassBoston

My UMassOnline Boston

Welcome, Paul Wimba . Today is August 24, 2012 1:38 PM EDT.

Calendar Day

All day
Class ends
12:00 AM - 11:59 PM
Week 13
11:00 AM
Final Test ANTH 211
11:59 PM
Extra Credit

To Do List

You currently have no items.

My Grades

You currently have no new grades.

Course List

[Summer 2012 OL - AF 201 OL CEO 01Z Personal Finance](#)

[Summer 2012 OL - NURSNG 362 OL CEO 1DZ 2DZ 3DZ Research and Evidence-based Prac](#)

[Summer 2012 OL - NURSNG 456 OL CEO 50Z Leadership and Prof Practice](#)

[College of Nursing - Virtual Campus Center Online RN-BS 2012-2013](#)

Main Class Page

Your location: **Home Page**

Welcome to NURS 362 Nursing Research and Evidence-Based Practice



[Welcome to NURS 362 - Getting Started](#)

Read the NURS 362 Introduction to the Course PowerPoint slides and see the video link for this PowerPoint presentation in this folder.

The PowerPoint slides and other materials for each session...[more](#)



[Session 1](#)

During this session, you will learn about research and evidence-based nursing practice, including methods of knowing used as evidence for evidence-based nursing practice.



[Session 2](#)

During this session, you will learn about conceptual-theoretical-empirical (CTE) structures for research, the contents of research reports, and the framework we will use throughout the semester to evaluate...[more](#)



[Session 2 Basic CTE Diagrams for Class Discussion Articles](#)

Each of the files in this learning module is a diagram of the basic conceptual-theoretical-empirical (CTE) structure for one of the three research reports that we will evaluate throughout the semester...[more](#)



[Session 3](#)

During this session, you will learn how to evaluate conceptual-theoretical-empirical (CTE) linkages as presented in reports of theory-generating and theory-testing research.



[Session 3 Complete CTE Diagrams for Three Research Reports](#)

Each of the files in this learning module is a diagram of the complete conceptual-theoretical-empirical (CTE) structure for one of the three research reports that we will evaluate throughout the semester...[more](#)



[Session 4](#)

During this session, you will learn how to evaluate the middle-range theory (T) component of conceptual-theoretical-empirical (CTE) structures as presented in reports of theory-generating and theory-testing...[more](#)



[Session 5](#)

During this session, you will learn how to evaluate the research design element of the empirical (E) component of conceptual-theoretical-empirical (CTE) linkages as presented in reports of theory-generating...[more](#)

You will see several icons for course content (syllabus, assignments, discussions, etc.)

Find the Wimba Classroom icon and click on that. You may need to scroll down to find it.



[Wimba Classroom](#)

Wimba “Landing Page”

By default, the right pane has documentation links.

Click the link for your classroom section on the left pane.

You may want to resize the panes to make it easier to read.

The screenshot shows a web browser window with a yellow header bar containing the breadcrumb: "Your location: Home Page > Wimba Classroom > Wimba Classroom Documentation". The main content area is titled "Wimba Classroom Documentation - A Public Read Only Page" and lists several sections with links:

- Preparing For Your First Wimba Session**
 - [Quickstart Guide](#)
 - [UMB Wimba Classroom Info for Students](#)
 - [Wimba Classroom Participant Guide\[.pdf\]](#)
- Learning More About the Wimba Classroom**
 - [Wimba's Support Website](#)
 - [Student Comprehensive Guide \[web format\]](#)
 - [Student Comprehensive Guide \[PDF format\]](#)
- Preparing for Your Presentation**
 - [How to Present PowerPoints in Wimba](#)

On the left side, a "Table of Contents for Wimba Classroom" pane is visible, listing:

- [1 Wimba Classroom Documentation](#)
- [2 NURSN 362 S01 SUM12 Wimba Classroom - Wed. PM](#)
- [3 NURSN 362 S02 SUM12 Wimba Classroom - Tues. AM](#)
- [4 NURSN 362 S01S02 SUM12 Tues Group 1](#)

Annotations include a blue arrow pointing to the first link in the left pane with the text "Click a link", and another blue arrow pointing to the vertical separator between the panes with the text "Resize panes".

Enter the Room

Click **Enter this Room** to enter the Wimba classroom.

OR

Click **Setup wizard** to run the setup wizard to verify your computer is configured correctly.

Table of Contents for Wimba Classroom

- 1 Wimba Classroom Documentation
- 2 NURSN 362 S01 SUM12 Wimba Classroom - Wed. PM
- 3 NURSN 362 S02 SUM12 Wimba Classroom - Tues. AM
- 4 NURSN 362 S01S02 SUM12 Tues Group 1

Your location: Home Page > Wimba Classroom > NURSN 362 S02 SUM12 Wimba Classroom - Tues. AM > NURSN 362 S02 SUM12 Wimba Classroom

Wimba Classrooms > NURSN 362 S02 SUM12 Wimba Classroom

Wimba Classroom

Enter this Room **Setup wizard** Wimba Classroom Help

● NURSN 362 S02 SUM12 Wimba Classroom (Open)

Phone Access: **Dial-in numbers:** **Pin codes:**
Phone: (571) 392-7604 Student: 56676187

Here is the list of the recorded archives for this room:

Title	Type	Enter	Download
-------	------	-------	----------

Note the expanded pane is easier to read

You can also view class archives from this page if the professor records the sessions.