

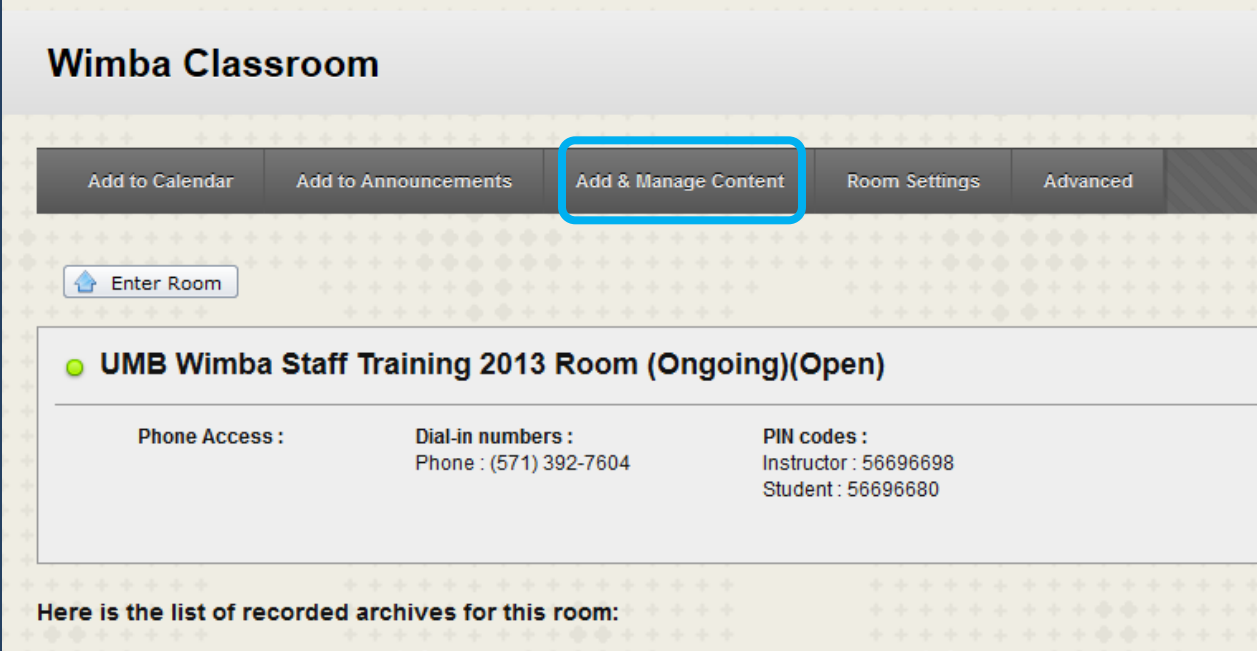
Main Menu Bar on Landing Page

Find the menu bar at the top of the main landing page for the class.

Select

Add & Manage Content

Depending on your color scheme, this menu may be hard to read.



Wimba Classroom

Add to Calendar Add to Announcements **Add & Manage Content** Room Settings Advanced

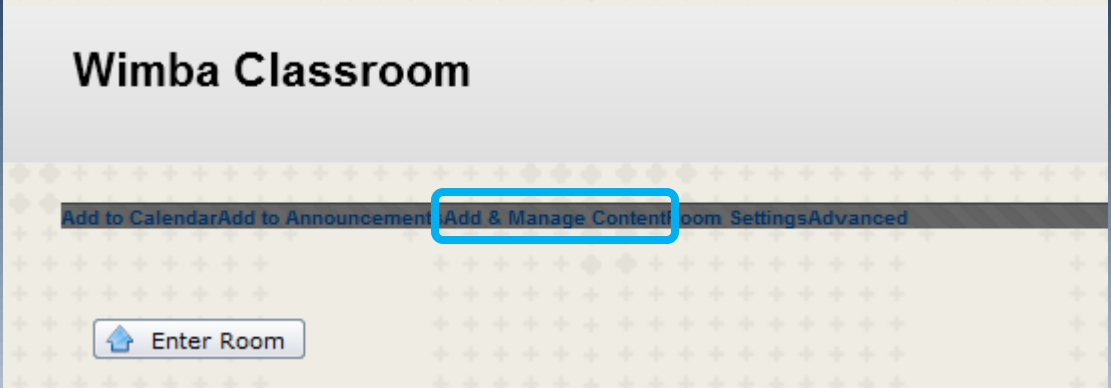
[Enter Room](#)

● **UMB Wimba Staff Training 2013 Room (Ongoing)(Open)**

Phone Access :	Dial-in numbers : Phone : (571) 392-7604	PIN codes : Instructor : 56696698 Student : 56696680
----------------	---	--

Here is the list of recorded archives for this room:

Note that Internet Explorer will make the menu thin and *very* hard to read.



Wimba Classroom

Add to Calendar Add to Announcements **Add & Manage Content** Room Settings Advanced

[Enter Room](#)

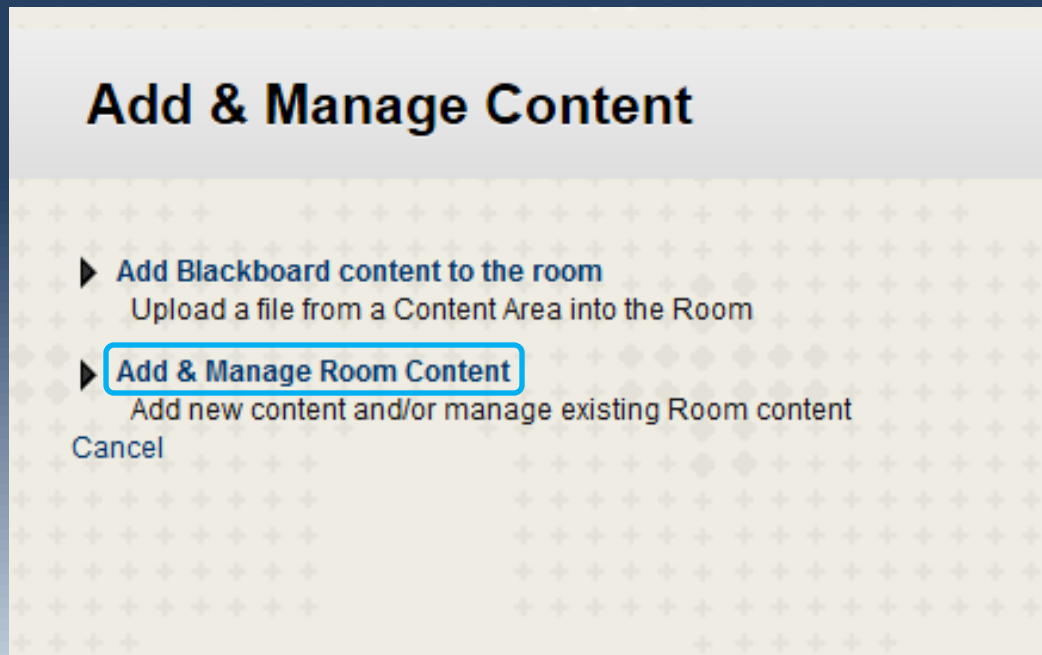
Add/Manage Content Menu

Add Blackboard content to the room

- **COPY** a PPT from Blackboard to Wimba

Add & Manage Room Content

- **DELETE** a PPT from Wimba
- **ADD** non-PPT content to Wimba (e.g. PDF files)



Modify Room Pop-up

Modify Room - Mozilla Firefox

umassboston.wimba.com/admin/class/carousels.epl?no_sidebar=1&class_id=_umb_s_5288_1_528949&X-Wimba-IntegrationType=classroom

Modify Room: UMB Wimba Staff Training 2013 Room (Ongoing)

Presentation Content New Folder

Select a folder from the list to modify its contents:

Folder Title	Slide Count	Get Info	Edit Title	Delete
Default Content Folder	1 slide			*
Snapshots	0 slides			*
Patterson	1 slide			
WimbaBbLearnFindClassroom_v1	6 slides			
WimbaBbVistaFindClassroom_v1	6 slides			
WimbaDryRun_2013_v2	16 slides			
WimbaFacultyOverview_2013_v2	18 slides			
Wimba_DisconnectReconnect	1 slide			
Wimba_ResetZoom	5 slides			

* Denotes a system folder that can not be deleted.

Start Content

Select content to appear at start of your presentation:

Destination	Slide Title	Edit
Content Frame:	Default Start Content Slide	
Branding Frame:	Default Start Branding Slide	

Click to delete

Click to rename